
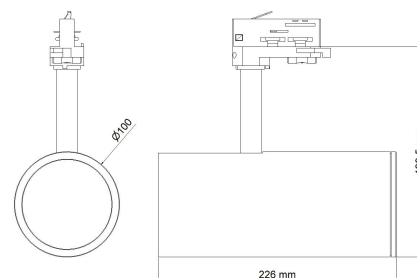


# NUNO Track mounted spotlight



Product Information	<b>System Power</b>	34W
	<b>CRI</b>	>90Ra
	<b>CCT</b>	3000K
	<b>LED Lumen</b>	3000lm
	<b>LED Efficacy</b>	88lm/W
	<b>Lighting source</b>	Built-in LED modules (Fortimo COB)
	<b>Electrical equipment</b>	Built-in LED driver (Philips)
	<b>Mounting</b>	3-phase track (adapter included)
<b>Housing</b>	diecast aluminium	
<b>Guarantee</b>	5 years	
<b>Reflector</b>		

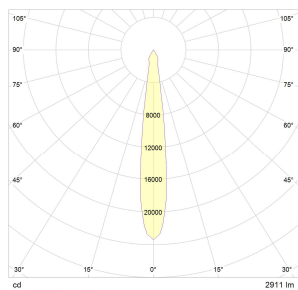


Product List	Article No.	Product Name	Color	LED Lumen	CCT	CRI	Cooling	LED Power	Reflector	
		lws140s930p-15063000.034si	NUNO SPOT 34W/930PW	Silver	3000lm	3000K	>90Ra	Passive	34W	16°
	lws140s930p-15063000.034sw	NUNO SPOT 34W/930PW	Black	3000lm	3000K	>90Ra	Passive	34W	16°	1,4kg
	lws140s930p-15063000.034ws	NUNO SPOT 34W/930PW	White	3000lm	3000K	>90Ra	Passive	34W	16°	1,4kg
	lws140m930p-15063000.034si	NUNO MEDIUM 34W/930PW	Silver	3000lm	3000K	>90Ra	Passive	34W	24°	1,4kg
	lws140m930p-15063000.034sw	NUNO MEDIUM 34W/930PW	Black	3000lm	3000K	>90Ra	Passive	34W	24°	1,4kg
	lws140m930p-15063000.034ws	NUNO MEDIUM 34W/930PW	White	3000lm	3000K	>90Ra	Passive	34W	24°	1,4kg
	lws140f930p-15063000.034si	NUNO FLOOD 34W/930PW	Silver	3000lm	3000K	>90Ra	Passive	34W	36°	1,4kg
	lws140f930p-15063000.034sw	NUNO FLOOD 34W/930PW	Black	3000lm	3000K	>90Ra	Passive	34W	36°	1,4kg
	lws140f930p-15063000.034ws	NUNO FLOOD 34W/930PW	White	3000lm	3000K	>90Ra	Passive	34W	36°	1,4kg
	lws140w930p-15063000.034si	NUNO WIDEFLOOD 34W/930PW	Silver	3000lm	3000K	>90Ra	Passive	34W	60°	1,4kg
	lws140w930p-15063000.034sw	NUNO WIDEFLOOD 34W/930PW	Black	3000lm	3000K	>90Ra	Passive	34W	60°	1,4kg
	lws140w930p-15063000.034ws	NUNO WIDEFLOOD 34W/930PW	White	3000lm	3000K	>90Ra	Passive	34W	60°	1,4kg

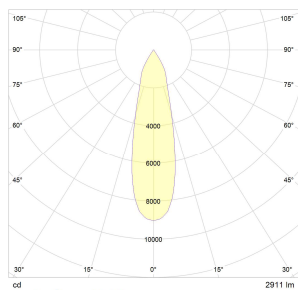
# NUNO Track mounted spotlight

## Light distribution curves

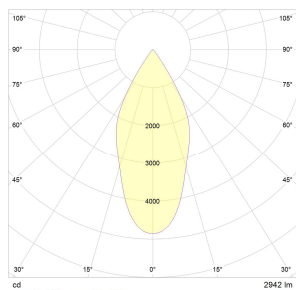
Polar diagram:



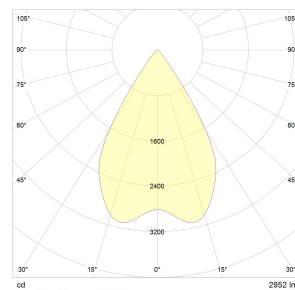
Spot



Medium

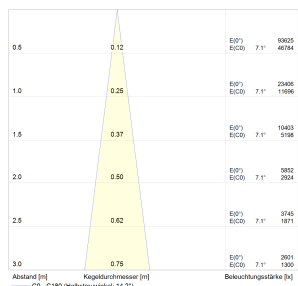


Flood

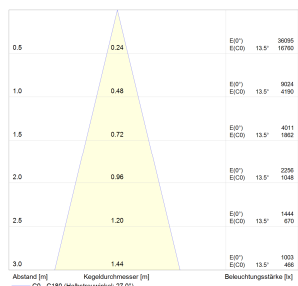


Wide Flood

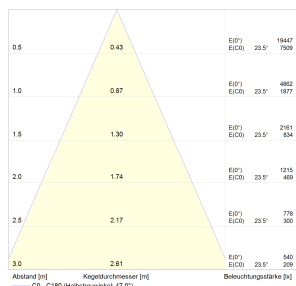
Cone diagram:



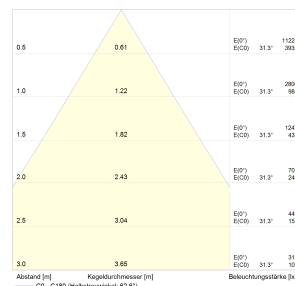
Spot



Medium



Flood



Wide Flood