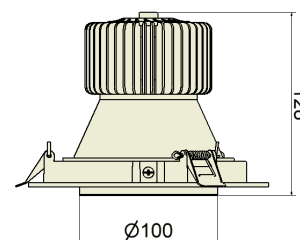
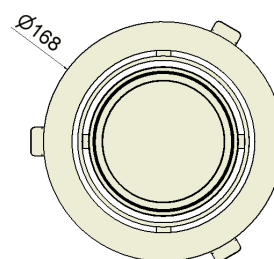


KOMPAK RONDO Recessed spotlights

The cardanic recessed spotlight with a round design combines the highest energy efficiency with a discreet design using highly optimized reflector technology.

The ceiling cut-out to be made is 152 mm.



Housing:	die-cast aluminium
Colour:	white, black, silver
Radius:	40° pivotable and 355° rotatable
Light colour:	3000K
Colour reproduction:	CRI>90
Lumen class:	3000 lm
Connection power:	34W
Service life:	50000 hour L80B10 at Ta25°
Binning:	MacAdam 3
Guarantee:	5 year guarantee
Beam angle:	spot, medium, flood, wideflood
Refrigeration:	passive
Installation depth:	128 mm
Nominal voltage:	220-240V, 50/60 Hz
Weight:	1,2 kg
Approval mark:	CE, IP20

Other colour temperatures, colour reproductions, connecting cables as well as food applications possible on request.

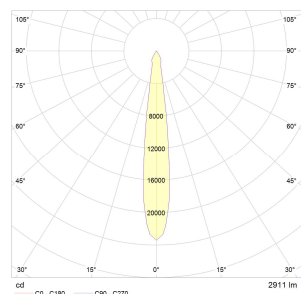
Item no.	KOMPAK RONDO Recessed spotlights
lws650s930p-15063000.034si	Leuchtwerk KOMPAK RONDO SPOT 34W/930PW 3000lm silver
lws650s930p-15063000.034sw	Leuchtwerk KOMPAK RONDO SPOT 34W/930PW 3000lm black
lws650s930p-15063000.034ws	Leuchtwerk KOMPAK RONDO SPOT 34W/930PW 3000lm white
lws650m930p-15063000.034si	Leuchtwerk KOMPAK RONDO MEDIUM 34W/930PW 3000lm silver
lws650m930p-15063000.034sw	Leuchtwerk KOMPAK RONDO MEDIUM 34W/930PW 3000lm black
lws650m930p-15063000.034ws	Leuchtwerk KOMPAK RONDO MEDIUM 34W/930PW 3000lm white
lws650f930p-15063000.034si	Leuchtwerk KOMPAK RONDO FLOOD 34W/930PW 3000lm silver
lws650f930p-15063000.034sw	Leuchtwerk KOMPAK RONDO FLOOD 34W/930PW 3000lm black
lws650f930p-15063000.034ws	Leuchtwerk KOMPAK RONDO FLOOD 34W/930PW 3000lm white
lws650w930p-15063000.034si	Leuchtwerk KOMPAK RONDO WIDEFLOOD 34W/930PW 3000lm silver
lws650w930p-15063000.034sw	Leuchtwerk KOMPAK RONDO WIDEFLOOD 34W/930PW 3000lm black
lws650w930p-15063000.034ws	Leuchtwerk KOMPAK RONDO WIDEFLOOD 34W/930PW 3000lm white

All technical data as well as dimensions and weights were carefully prepared. Technical changes and errors reserved.
Luminous fluxes, connecting cables and efficiency specifications can contain a tolerance of +/- 10%. Product photos and dimensional sketches may contain minor variations.

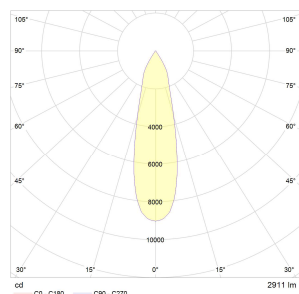
KOMPAK RONDO Recessed spotlights

Light distribution curves

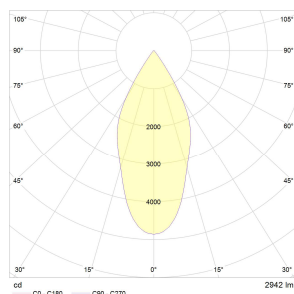
Polar diagram:



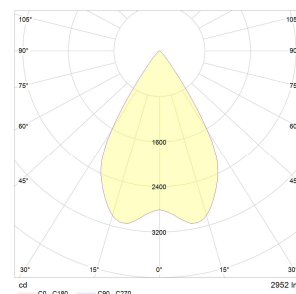
Spot



Medium

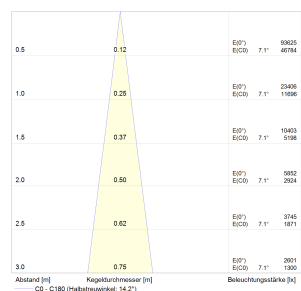


Flood

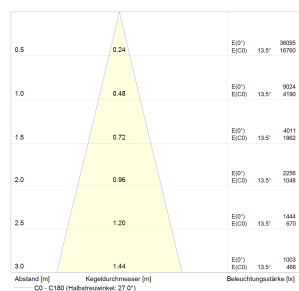


Wideflood

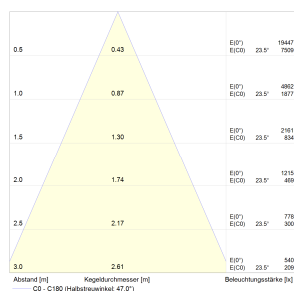
Cone diagram:



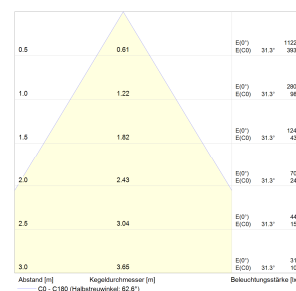
Spot



Medium



Flood



Wideflood

All technical data as well as dimensions and weights were carefully prepared. Technical changes and errors reserved.
Luminous fluxes, connecting cables and efficiency specifications can contain a tolerance of +/- 10%. Product photos and dimensional sketches may contain minor variations.